

english  
2

INSTRUCTIONS: 1. Complete 2. Color 3. Share

# ALL ABOUT ME!

My name is ---



Angela

I am

7



My name  
starts with  
letter

A

years old

My favorite color is



I am a...



boy

girl



# Unit 1

Lee cuentos para comparar emociones

Usa expresiones de saludo, cortesía y despedida en un dialogo

In our  
Classroom

Be respectful

Be positive

Be collaborative

Be obedient

Be responsible

Be active

Be communicative



**Story time: Everybody says hello!**







## Greetings

Hello – hi

What's up?

What's new?

Good morning

Good afternoon

Good evening



## Farewells

Bye

Goodbye

See you soon

Good night



## Courtesy expressions

Please

Thank you = thanks

May i go to the restroom?

Can i use your pencil?

Sure

You're welcome


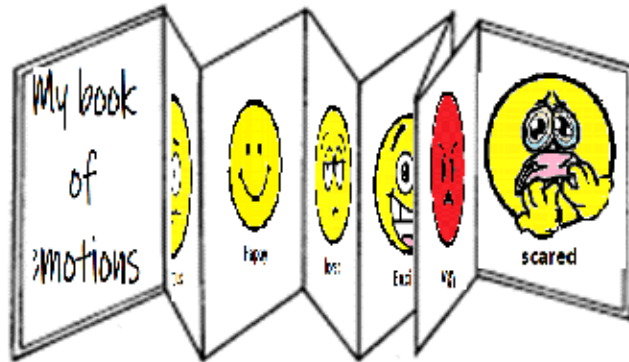


Greetings, farewells and courtesy expressions / Saludos, despedidas y frases cordiales

Inglés	Español	Pronunciación
Good bye	Adiós	/gud bai/
Good morning	Buenos días	/gud mornin/
Good afternoon	Buenas tardes	/gud afternun/
Good evening	Buenas noches (como saludo)	/gud ivinin/
Good night	Buenas noches (como despedida o antes de dormir)	/gud nait/
See you	Nos vemos	/si yu/
Hello/hi	Hola	/jelou/jai/
What's up	Que onda	/guats-ap/
Let's play	juguemos	/lets-plei/
Excuse me	Disculpe	/eksquius me/
May I come in?	¿Puedo entrar?	/mei ai com in/
May I go to the bathroom?	¿Puedo ir al baño?	/mei ai gou tu de badrum/

Please	Por favor	/plis/
You're welcome	De nada	/yur guelcom/
Thank you!	¡Gracias!	/denk iu/
how do you do?	¿Qué tal?	/jao du yu du/
See you tomorrow/later	Nos vemos mañana/luego	/si yu tamarrou-leiter/
What's up?	¿Qué onda?	/guats-ap/

## My book of emotions



How are you? I am happy



### Feelings / Sentimientos

Inglés	Español	Pronunciación
angry	enojado(a)	(engri)
excited	emocionado(a)	/ecsaited/
happy	feliz	(japi)
nervous	nervioso(a)	/nervas/
sad	triste	
scared	asustado(a)	/skerd/
bored	aburrido(a)	/bord/
How are you?	Cómo estás?	/jao ar yu/

### Flashcards with courtesy expressions




















Exercise.- Look and ask for things

- Can I use your ...?
- Can I have a / an / the ...?
- May / Can I borrow a / an / the...?

glue stick		schoolbag	
pencil		pencil case	

sharpener		notebook	
book		lunchbox	
crayon		ruler	
color pencils pencil colors		eraser	
scissors			

## Practice

Can I borrow the notebook?

Can I have a book?

Can I have the ruler?

Can I use your scissors?

Can I use your sharpener?

May I borrow a glue stick?

May I borrow an eraser?

## School supplies / objetos escolares

inglés	español	pronunciación
backpack	mochila	
book	libro	/buk/
colors	colores de madera	
pencil colors	lápices de color	
crayon	crayón	
eraser	borrador	/irreiser/
glue stick	lápiz adhesivo	/glu stic/
glue	pegamento	/glu /
notebook	cuaderno	/noutbuk/
pen	bolígrafo	
pencil	lápiz	
pencil case	lápizera	/pencil keis/
ruler	regla	
schoolbag	mochila	/skulbaj/
scissors	tijeras	/sisars/
sharpener	sacapuntas	/sharpena/

**Story time: We all have emotions.**

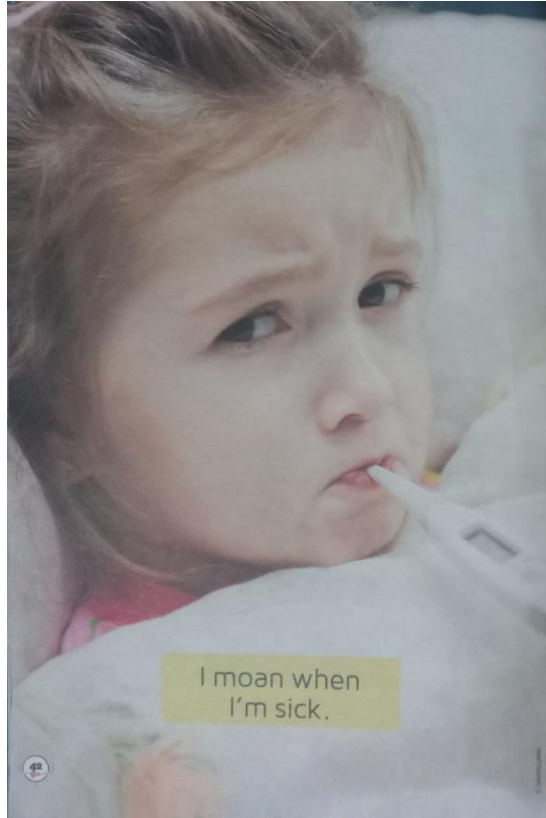




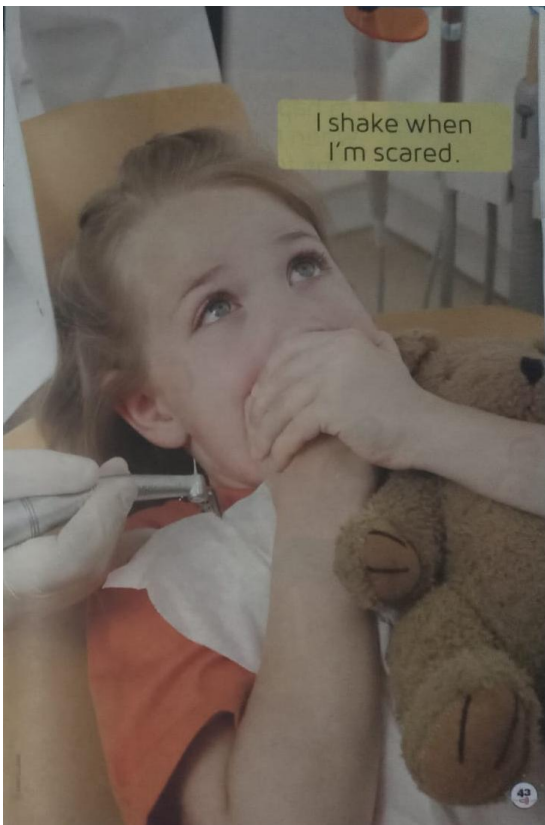
I gasp when  
I'm surprised.



I moan when  
I'm sick.



I shake when  
I'm scared.



I'm happy again  
when I'm with  
my friends.





Exercise. Listen to the story and complete the sentences.

We all have emotions

I cry when I'm sad

I smile when I'm happy

I frown when I'm angry

I gasp when I'm surprised

I moan when I'm sick

I shake when I'm scared

I'm happy again when I'm  
with my friends

cry



smile



frown



gasp



moan

shake



### Actions to express emotions / verbos que expresan emociones

inglés	español	pronunciación
cry	llorar	/crai/
smile	sonreir	/smai/
frown	fruncir el ceño	/fron/
gasp	jadear	
moan	gemir	/mon/
shake	temblar	/sheik/
be (am)	ser/estar (soy/estoy)	/bi/

### Project

May I borrow your book, please?



I'm bored when I'm at the hospital



# Unit 2

Intercambia información sobre datos personales.

What is your favorite sport?

soccer

basketball

swimming

football



volleyball

baseball

cycling

hockey



Sports / Deportes

Ingles	Español	Pronunciación
soccer	futbol	/saquer/
basketball	baloncesto	/basket-bol/
volleyball	volibol	/voley-bol/
baseball	beisbol	/beis-bol/
swimming	natación	/suiming/
football	futbol americano	/fut-bol/
cycling	ciclismo	/sai-cling/



flag/pennant



foam finger

What is your favorite hobby?

playing sports



skating



making puppets



dancing and singing



playing music



reading



playing marbles



collecting



drawing  
and  
coloring



listening to music



riding a  
bike



playing video games



### Hobbies / Pasatiempos

Inglés	Español	Pronunciación
collecting fossils	coleccionar fosiles	/calectin-fosils/
creating origami	hacer origami	/crieitin origami/
creating with clay	crear con plastilina	/crieitin wid clei/
dancing	bailar	/dancing/
doing puzzles	armar rompecabezas	/duin pazals/
drawing and coloring	dibujar y colorear	/drowin and colorin/
making paper planes	hacer aviones de papel	/meiking peiper pleins/
planting	plantar	
playing board games	jugar juegos de mesa	/ pleyin bord geims/
playing in the park	jugar en el parque	/pleyin in de park/
playing music	tocar música	/ pleyin miusic/
playing sports	practicar deportes	/ pleyin sports/
playing video games	jugar video juegos	/pleing video geims/
playing with control remote cars	jugar carros a control	/pleing wid control rimout cars/
playing with my pet	jugar con mi mascota	/ pleyin wid mai pet/
playing with toys	jugar con juguetes	/ pleyin wid tois/
reading a book	leer un libro	/ridin a buk/
riding a bike	andar en bici	/raidin a baik/
rollerblading	patinar	/rolerbleidin/
singing	cantar	
skateboarding	andar en patineta	/skeitbordin/
swimming	nadar	/suimin/
taking photos	tomar fotos	/teikin fotos/
watching tv	ver tv	/guachin ti vi/
collecting lego	coleccionar lego	/ collectin lego/



playing ball	jugar a la pelota	/ plein bol/
playing with my dog	jugar con mi perro	/ plein wid mai doj/
playing with my dolls	jugar con mis muñecas	/ plein wid mai dols/
taking music lessons	tomar clases de música	/ teikin miusic lesons/

My favorite hobby is...



My best friend's favorite hobby is...








Let's make a favorite hobby bar graph

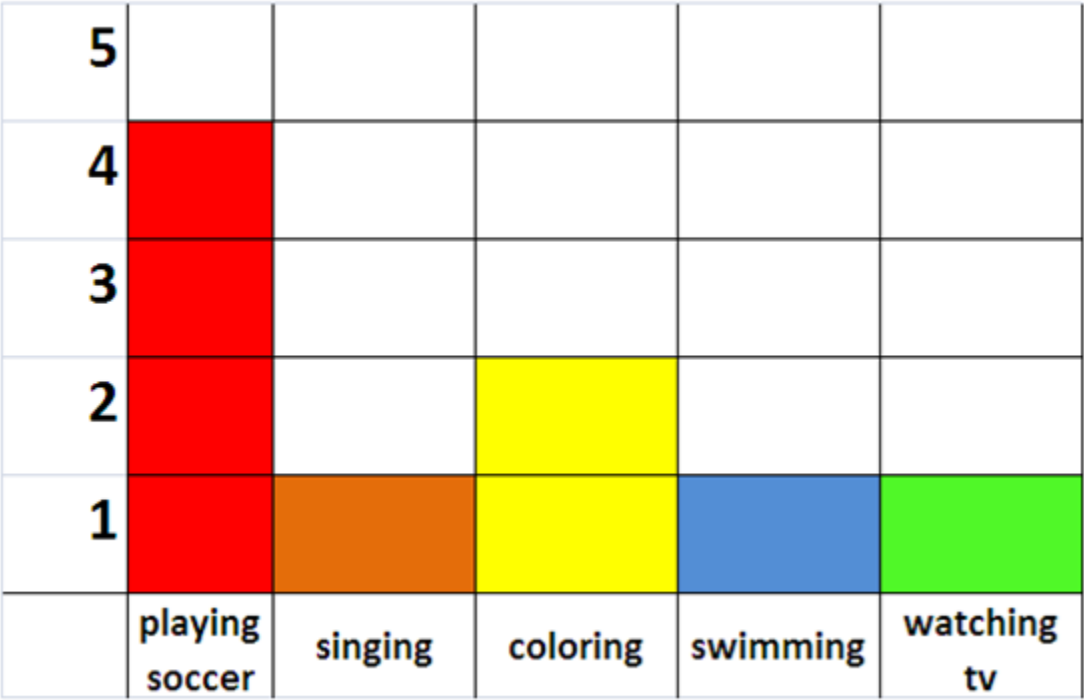
Favorite hobby survey

Name	Hobby
Luis	playing soccer
Juan	playing soccer
Pedro	playing soccer
Toña	singing
Ana	coloring
Paty	swimming
Karla	coloring
Yazz	watching tv
Ricardo	playing soccer

Tabulate the results

FAVORITE HOBBY	PLAYING SOCCER	SINGING	COLORING	SWIMMING	WATCHING TV
NUMBER OF CHILDREN					
	4	1	2	1	1

Fill the bar graph



## RESPUESTAS DE LA EVALUACION ESCRITA DEL PRIMER PERIODO

Look at the pictures, read and check ( ✓ )



- ☐ What's up?  
☒ Goodbye.  
☐ Please!



- ☐ What is your name?  
☐ What is your favorite color?  
☒ What's your favorite sport?



- ☐ I smile when I'm happy.  
☒ I frown when I'm angry.  
☐ I moan when I'm sick.



- ☒ My favorite hobby is listening to music.  
☐ My favorite sport is playing hockey.  
☐ I like playing soccer.



- ☐ I'm excited!  
☒ I'm scared!  
☐ I'm angry!



- ☐ Can I have the eraser?  
☐ May I use your scissors?  
☒ Can I borrow your sharpener



- ☐ I'm sad  
☒ I'm very excited  
☐ I'm scared



- ☒ May I borrow your book?  
☐ Can I use the ruler?  
☐ May I have the schoolbag?



- ☒ What's new?  
☐ Sure!  
☐ Good night!



- ☐ I'm a boy  
☐ May I come in?  
☒ Can I go to the restroom?




- ☒ I like cycling  
☐ I like playing music  
☐ I like singing



- ☐ Good morning.  
☐ Good afternoon.  
☒ Good night.

## PROJECT: Survey and Bar Graph











NOTA: CADA GRUPO DE 2DO REALIZÓ UNA BREVE ENCUESTA A UNO DE LOS GRUPOS DE 5TO GRADO CON LA FINALIDAD DE CONOCER SUS PASATIEMPOS FAVORITOS. POSTERIORMENTE TABULARON Y GRAFICARON LOS RESULTADOS QUE AQUÍ SE PRESENTAN Y QUE SE EXHIBEN FUERA DE CADA UNO DE SUS SALONES.





Tuesday  
Hobbies 508

November 05 2022

hobby										
number of people	4	3	2	2	5	2	1	3	1	2

Bar Graph

Created by 2.B










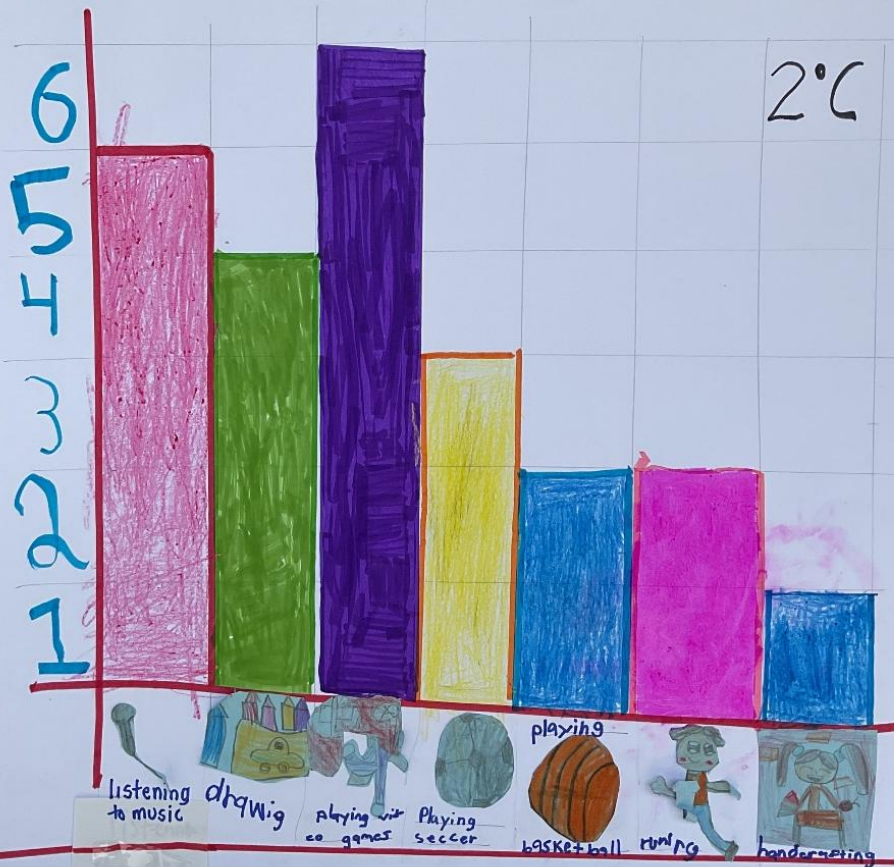


Friday, November 08<sup>th</sup> 2024

hobbies 5 °C

Created by

hobby							
number of people	5	4	6	3	2	2	1



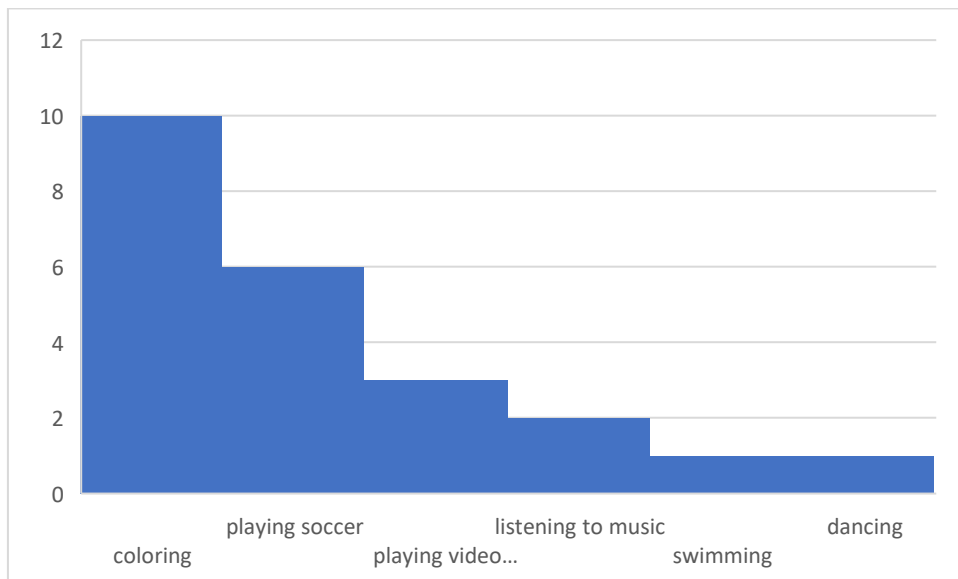
### Survey 2oB

playing soccer	6
coloring	10
playing video games	3
swimming	1
listening to music	2
dancing	1

Tabulate the results

favorite hobby	playing soccer	coloring	playing video games	swimming	listening to music	dancing
number of people	<b>6</b>	<b>10</b>	<b>3</b>	<b>1</b>	<b>2</b>	<b>1</b>

### Bar Graph



# Unit 3

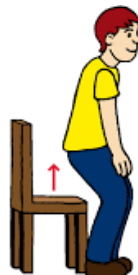
## INTERPRETACIÓN Y SEGUIMIENTO DE INSTRUCCIONES

Following instructions is important. Instructions ensure that tasks are completed correctly and consistently, reducing the chances of errors and improving safety.



Simon says:

stand up



sit down



open



close



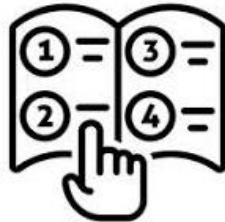
write




pay attention



follow instructions



read



listen



cut



paste



look



color



spell




ask and answer





## Title **Seed experiment**


### **Materials**



### **Instructions**



Put a seed in the cotton ball  
Put it in the plastic cup



Put a little water in the cup



Watch it grow

4.



Put the seed in the pot

PLANTS GROW FROM SEEDS.  
PLANTS NEED SOIL WATER  
AND SUN TO GROW

### Experimenting with magnets

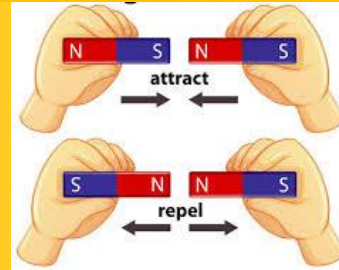
Magnets have the power to attract and repel other magnetic objects. They can do this because they have magnetized metals in them. This power to attract and repel is called magnetism.



How do magnets act with each other?

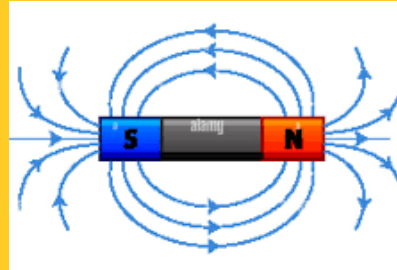
All magnets have a north pole and a south pole. The north pole of one magnet will attract the south pole of

another magnet. Two north poles or two south poles will repel each other.



## Magnetic fields

Magnets only attract and repel within a certain area. This area is called the magnetic field. The magnetic field is strongest near a magnet's poles.




## Magnet experiment

### Materials

- Sheet of paper
- Magnet
- A paper clip
- Colors
- Scissors

### Instructions

1. Draw a road on the sheet of paper
2. Draw a little car and put a paper clip on the little car
3. Place the car at the start of the road
4. Put the magnet under the sheet of paper
5. Move the magnet under the sheet of paper and along the road. The magnet will move the little car.



Numbers

CARDINAL		ORDINAL	
1	one	first	1 <sup>st</sup>
2	two	second	2 <sup>nd</sup>
3	three	third	3 <sup>rd</sup>
4	four	fourth	4 <sup>th</sup>
5	five	fifth	5 <sup>th</sup>

What flavor is it?



**blueberry**

**The first** scoop is strawberry

**cotton candy**

**The second** scoop is vanilla

**lemon**

**The third** scoop is lemon

**vanilla**

**The fourth** scoop is cotton-candy

**strawberry**

**The fifth** scoop is blueberry

**STUDENT A:** What flavor is the first scoop?

**STUDENT B:** It's strawberry.

## **Project: Experiment 2**

**Aim:** To find out what objects magnets can attract.

### **Materials:**

- a magnet
- a coin
- a paper clip
- a pin
- a pen
- scissors
- a piece of aluminum
- a sharpener
- an eraser
- a pencil
- a pencil case

### **Steps**

**First,** try picking up the objects with the magnet.

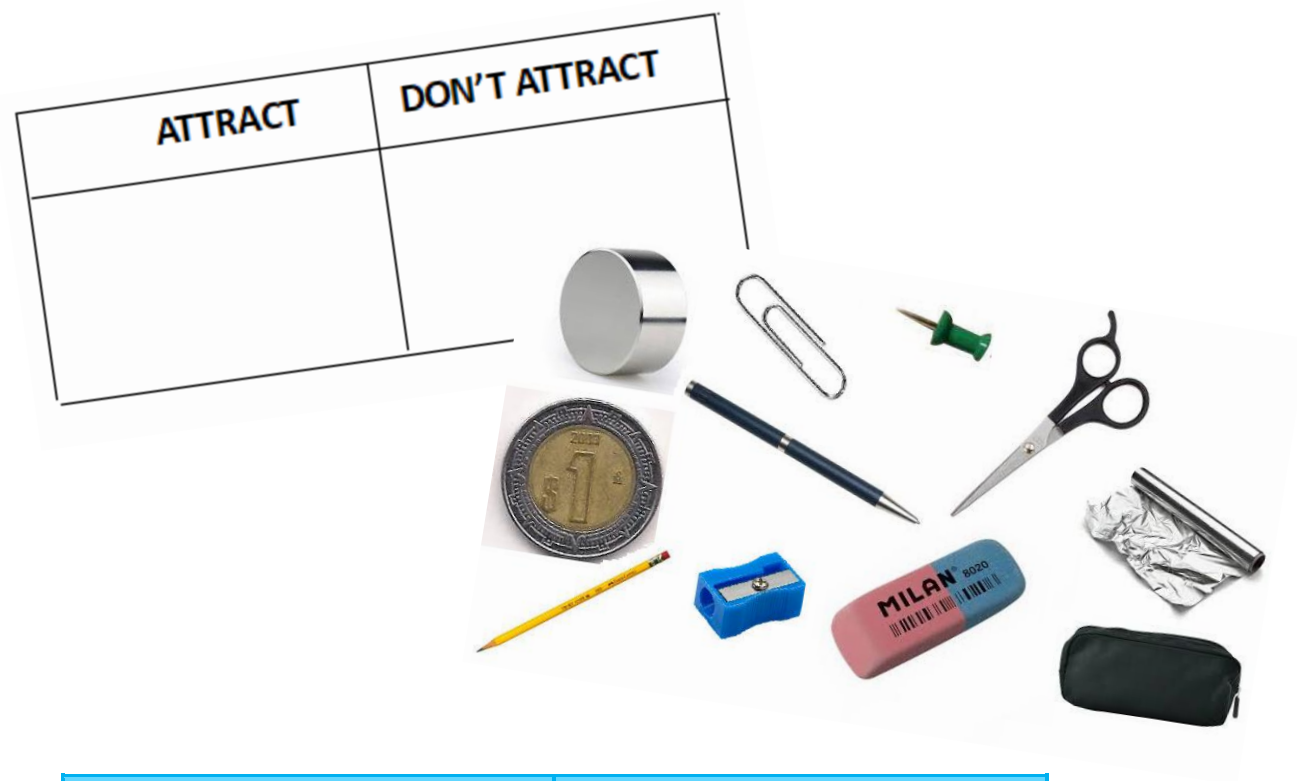


**Second**, if objects are moved by the magnet write their names in the list “ATTRACT”

**Third**, if objects don’t move write their names in the list "DON’T ATTRACT”

**Fourth**, illustrate your experiment


**Fifth**, hand in to the teacher.



ATTRACT	DON'T ATTRACT
coin	pencil
paper clip	eraser
pin	piece of aluminum
sharpener	plastic pen
scissors	pencil case
teacher's pen	

# Unit 4

## LEE RIMAS Y CUENTOS EN VERSO



**Stanza.-** a group of verses in a poem

**Verse.-** every line of a poem.

**Rhyme.-** similar final sound of different words in verses.

connections-collections

toys- noise

playground-down

see-bee

bedroom-broom

place-space

say-day

fruit-suit

funny-money

enjoy-joy



place



space

### HANDICRAFT FOR CHRISTMAS SEASON



## Find the rhymes

Circle one picture in each row that rhymes with the first one in the left



1. map-cap
2. car-jar
3. rag-bag
4. log-frog
5. bed-fed

Circle the word that rhymes with the word on the left

man	pad	tab	pan
wag	sad	bag	fat
face	place	nose	law
cow	look	pow	can
boat	fold	coat	fill
all	loose	call	win

1. man – pan



4. cow – pow



2. wag – bag



5. boat – coat



3. face – place



6. all – call



Read and complete the poem with the correct rhyme.

### My new kite



I am very excited,  
I am so  delighted .

The wind is blowing,  
The sun is  glowing .

I fly my kite,  
The string is  tight .

I run and run,  
And have such  fun .

What a great day,  
To go out and  play .



Now, answer the following questions.

1. How many stanzas are there in the poem?

Five stanzas

2. How many verses are there?

Ten verses

3. Are there rhyming words?

Yes, there are rhymes



Listen to the poem. Read and answer the questions.

### Picnic

stanza I	What will we pack for our picnic? Let's have some fruit and sweets Let's have some crisps and sandwiches Let's have some cheese and meats!	
stanza II	Where will we have our picnic? Let's go to the park Let's go to the playground Let's have it in the dark!	5
stanza III	Who will come to our picnic? Let's go with someone fun Let's go with Granny and Grandad Let's go with everyone!	10
stanza IV	Oh no! Look at our picnic! We packed it upside down The ants ate all the biscuits The fruit has all gone brown!	15

<b>stanza V</b>	<p>Oh no! Look at our picnic!</p> <p>The park is closed <b>today</b></p> <p>Now Granny Sally's sneezing</p> <p>And the sun has gone <b>away</b>!</p>	20
<b>stanza VI</b>	<p>But oh, we love a picnic!</p> <p>And when we see the <b>sun</b></p> <p>We'll pack our picnic basket</p> <p>And try another <b>one</b>.</p>	

1. What is the title of the poem?

Picnic

2. How many stanzas are there in the poem?

Six stanzas

3. How many verses are there?

Twenty-four verses

Rhyming words

sweets-meats

park-dark











fun-everyone











down-brown

today-away

sun-one



1. cheese  **peas** 
2. watermelon  **melon** 
3. juice  **mousse** 
4. apple  **pineapple** 
5. ice  **rice** 

6. potato  **tomato** 
7. coconut  **nut** 
8. raspberries  **strawberries** 
9. crepes  **grapes** 
10. cherries  **blueberries** 

What will we pack for our picnic?





Let's have some *burgers* and **mousse**

Let's have some *salad* and *pizza*





Let's have some *grapes* and **juice**!




## Story: The Picnic











Places	Description
Park	Grassy
Playground	Noisy
Zoo	Muddy
Picnic area	Busy
Garden	Messy
Backyard	
Forest	
beach	

What other places for a picnic do you know?

The forest



The beach



Where will we have our picnic?

Let's go to the **zoo**

Let's go to the **forest**

Let's have it in the **garden!**



### PROJECT: POEM- It's time for a picnic!

Pack up the basket  
With nice food to eat  
A red and white blanket  
To act as our seat.

Cool drinks for drinking  
If we get too hot,  
It's time for a picnic  
Let's find the right spot!

Pack up the basket  
With sandwiches to bite,  
A red and white blanket  
To spread out just right.

Lemonade for sipping  
If the sun's too bright,  
It's time for a picnic,  
Let's find the perfect site!



*It's time  
for a  
picnic!*

Pack up the basket  
With fruit and a pie,  
A red and white blanket  
To spread 'neath the sky.

Juicy punch for drinking  
As we sit and chat,  
It's time for a picnic,  
How perfect is that!

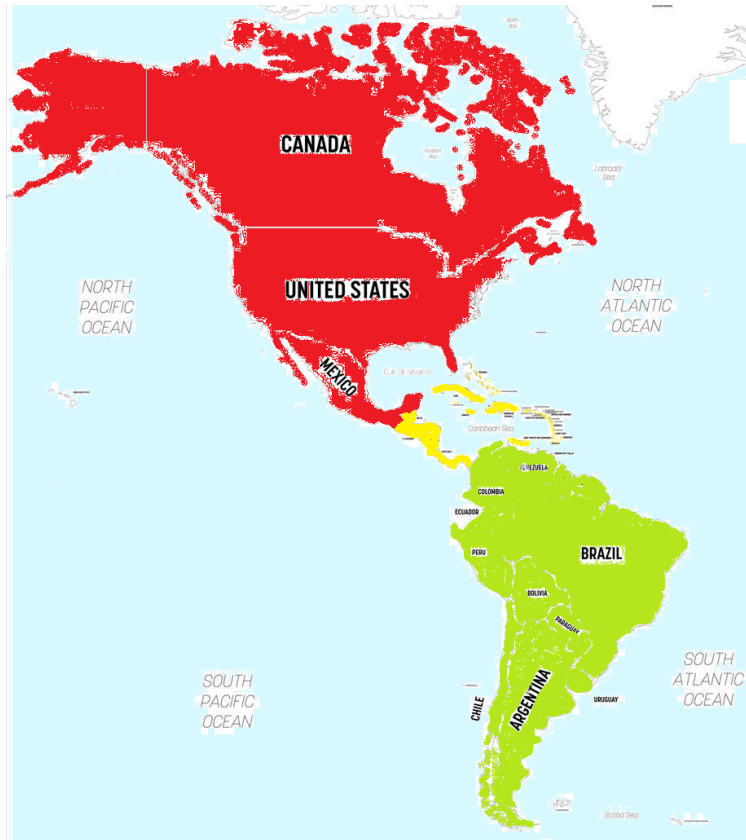
Pack up the basket  
With cheese and some bread  
A red and white blanket  
Where we'll rest our heads.

Cold iced tea for sipping  
If the day's too warm,  
It's time for a picnic  
Let's enjoy the charm!

NOTA: CADA NIÑO RECIBE UN POEMA DIFERENTE EL CUAL DEBERÁ COMPLETAR SEGÚN LAS OPCIONES BUSCANDO QUE EL POEMA RIME Y TENGA LÓGICA. POSTERIORMENTE EL ALUMNO ILUSTRA EL POEMA DE ACUERDO CON EL CONTENIDO Y SUS GUSTOS PERSONALES.

# Unit 5

REGISTRA INFORMACIÓN DE UN TEMA DE GEOGRAFÍA  
CON APOYO DE UNA IMAGEN.



**North America**

**Central America and the  
Caribbean**

**South America**

North America	Central America and the Caribbean	South America
Canada The United States Mexico	Belize Costa Rica Cuba Dominican Republic El Salvador Guatemala Haiti Honduras Jamaica Nicaragua Panama Puerto Rico	Argentina Bolivia Brazil Chile Colombia Ecuador Paraguay Peru Uruguay Venezuela



Where are you from?  
I'm from Mexico

Where are you from?  
I'm from the United States



### Countries/ Países

Inglés	Español	Pronunciación
Argentina	Argentina	Aryentina
Bolivia	Bolivia	
Brazil	Brasil	
Canada	Canadá	Cánada
Chile	Chile	
Colombia	Colombia	
Costa Rica	Costa Rica	
Cuba	Cuba	kiuba
Dominican Republic	República Dominicana	Dominican Repablic
Ecuador	Ecuador	
El Salvador	El Salvador	
Guatemala	Guatemala	
Haiti	Haití	Jaiti
Honduras	Honduras	Jonduras
Jamaica	Jamaica	Yameika
Mexico	México	Meksicou
Belize	Belice	
Nicaragua	Nicaragua	
Panama	Panamá	
Paraguay	Paraguay	
Peru	Perú	
Puerto Rico	Puerto Rico	
The United States	Estados Unidos	De iunaited Steits
Uruguay	Uruguay	
Venezuela	Venezuela	

## Nationality / Nationalities

**Nationality** is the status belonging to a particular nation.

Country	Nationality	Country	Nationality
Argentina	Argentinean	Belize	Belizean
Bolivia	Bolivian	Brazil	Brazilian
Canada	Canadian	Chile	Chilean
Colombia	Colombian	Costa Rica	Costa Rican
Cuba	Cuban	Ecuador	Ecuadorian
Dominican Republic	Dominican	Guatemala	Guatemalan
El Salvador	Salvadorian	Honduras	Honduran
Haiti	Haitian	Mexico	Mexican
Jamaica	Jamaican	Nicaragua	Nicaraguan
Panama	Panamanian	Paraguay	Paraguayan
Peru	Peruvian	Puerto Rico	Puerto Rican
The United States	American	Uruguay	Uruguayan
Venezuela	Venezuelan		



What nationality are you?  
I'm Peruvian

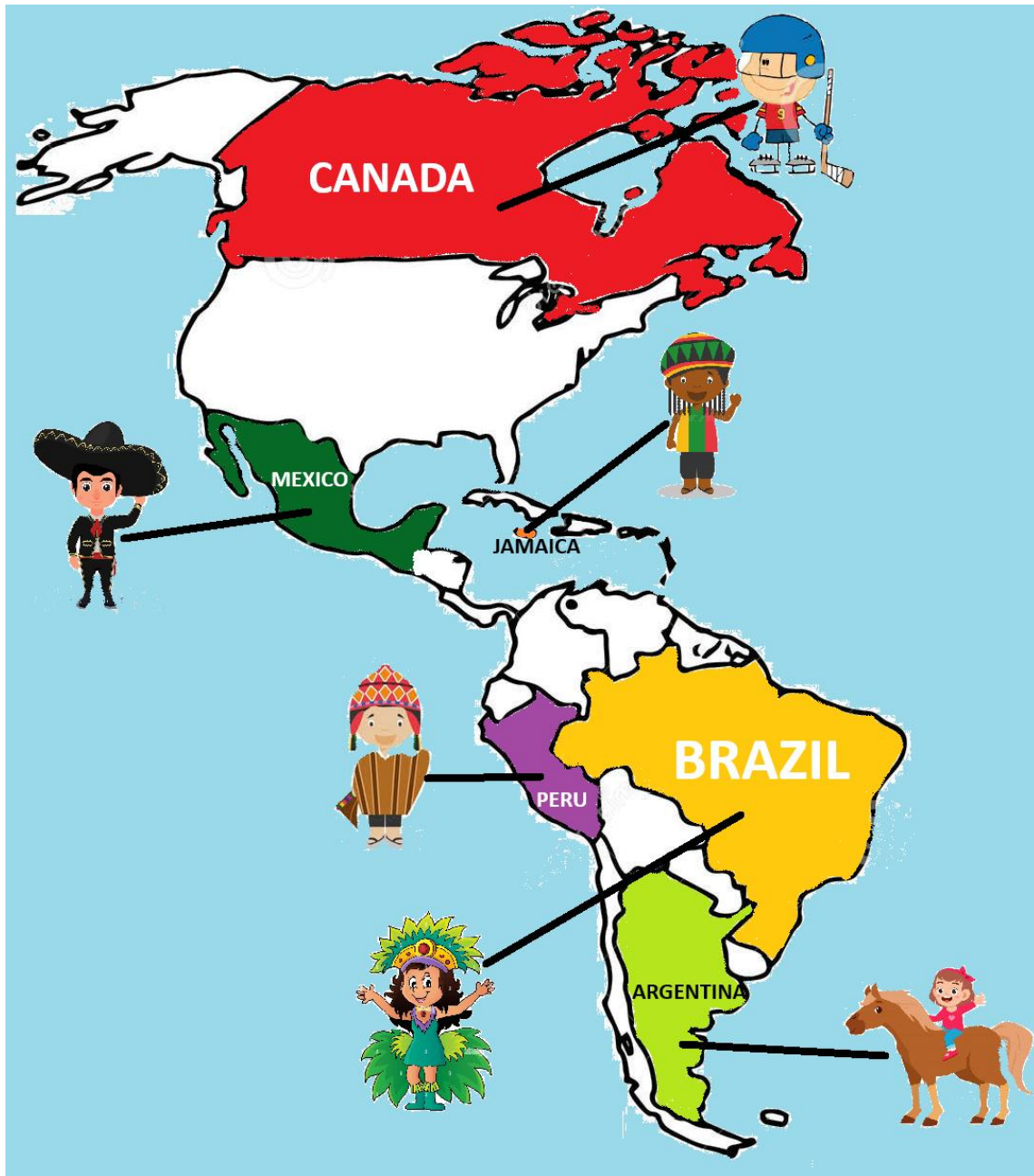
What/How about you?  
I'm Brazilian



Saint Valentine's activity







1. Where is Juanito from? He is from Mexico.
2. What nationality is Reid from? He is Jamaican.
3. Is Almeida Brazilian? Yes, she is.
4. What nationality is Andrew from? He is Canadian.
5. Is Benjamin Peruvian? Yes, he is.
6. Where is Martina from? She is from Argentina.

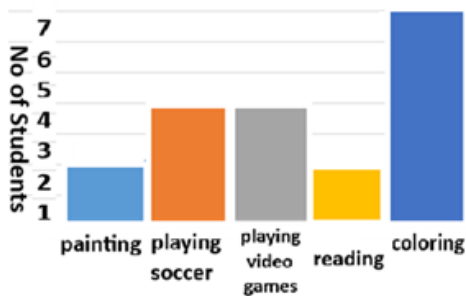
## Languages

English	The United States, Canada, Jamaica, Belize, Guyana.
Spanish	Mexico, Guatemala, Chile, Argentina, Colombia.
French	Canada, Haiti, French Guyana
Portuguese	Brazil



1. What language does Martina speak? She speaks Spanish.
2. What language does Andrew speak? He speaks French and English.
3. What language do Juanito and Benjamin speak? They speak Spanish.
4. What language does Almeida speak? She speaks Portuguese
5. What language do you speak? I speak Spanish and English.

## RESPUESTAS DE LA EVALUACION ESCRITA DEL SEGUNDO PERIODO



1. What is the favorite hobby?

- ☐ playing soccer  
☐ painting  
☒ coloring

2. Who is second in the line?

- ☒ Laura  
☐ Katie  
☐ Danna

3. Who is fifth in the line?

- ☐ William  
☒ Anna  
☐ Danna



4. What is the cardinal number for third?

- ☐ one  
☐ two  
☒ three

5. What is the cardinal number for first?

- ☒ one  
☐ two  
☐ three

### RAIN

Rain, rain, rain,  
Falling, falling down.  
Drip, drop, drip, drop,  
Rain hits the ground.

Wet, wet, wet,  
there is no outside play.  
Puddles and puddles,  
I want a sunny day!

6. What rhymes with down?

- ☐ drop
- ☒ ground
- ☐ rain

7. What rhymes with play?

- ☒ day
- ☐ puddles
- ☐ wet

8. How many verses are there in the poem?

- ☐ two
- ☒ eight
- ☐ nine



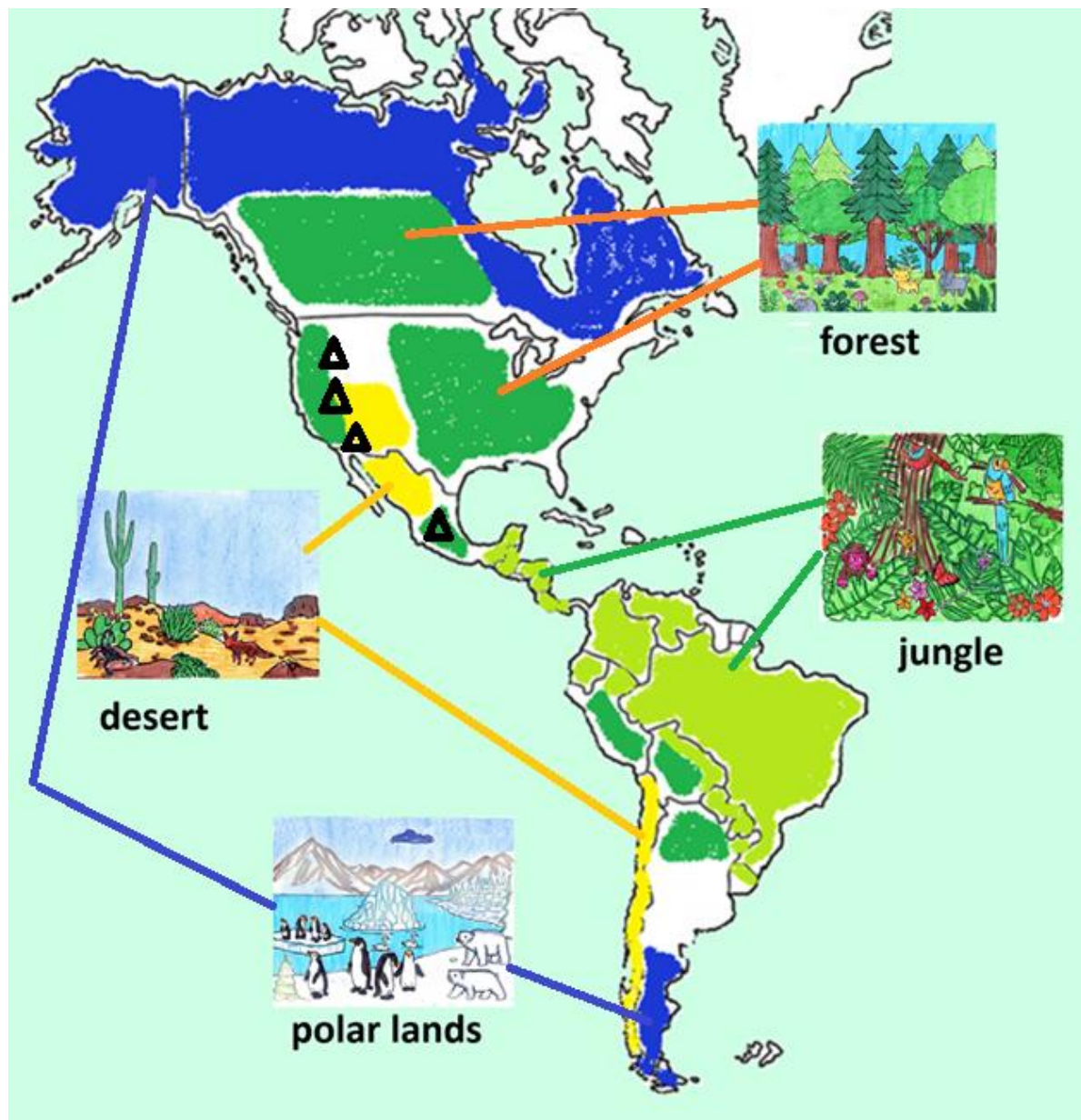
9. What action is it?

- ☒ read
- ☐ listen
- ☐ write



10. What activity is the girl doing?

- ☒ cut
- ☐ paste
- ☐ write







forest



pine tree



desert



cactus tree



jungle



palm tree



polar lands



iceberg

Canada has forest and polar lands

Chile has a desert.

Brazil has a jungle.

Mexico has forests.

Polar lands have icebergs.

Deserts have cactus


Jungles have palm trees

Forests have pine trees.

## Ecosystems / ecosistemas

Inglés	Español	Pronunciación
desert	desierto	
forest	bosque	
grasslands	estepa	
jungle	selva	/llongol/
polar lands	zonas polares	
rain forest	bosque lluvioso	/rein forest/
savanna	sabana	
sea, ocean	mar, océano	/si, oushan/
woodlands	bosque	

### Animals from the American continent



**NOTA: CADA GRUPO SELECCIONÓ 4 EJEMPLOS DE ANIMALES DE CADA ECOSISTEMA IDENTIFICANDO AQUELLOS QUE ORIGINALMENTE PERTENECEN AL CONTINENTE AMERICANO PARA POSTERIORMENTE ILUSTRARLOS EN SU CUADERNO.**



Animals from the jungle / Animales de la selva

Inglés	Español	Pronunciación
crocodile	cocodrilo	/crocodail/
monkey	mono	/monqui/
parrot	perico	
frog	rana	
hummingbird	colibrí	/jaminberd/
capybara	capibara	
jaguar	jaguar	/yaguar/
bat	murciélago	






Animals from the forest / Animales del bosque

Inglés	Español	Pronunciación
beaver	castor	/biver/
deer	venado	/dir/
eagle	aguila	/igol/
mouse	raton	/maus/
rabbit	conejo	
raccoon	mapache	/racun/
skunk	mofeta	/skonk/
squirrel	ardilla	/scuirrol/
duck	pato	/dac/
robin	petirrojo	/rabin/



Animals from the polar lands / Animales de las zonas polares

Inglés	Español	Pronunciación
penguin	pingüino	/pengüin/
polar bear	oso polar	/polar ber/
seal	foca	/sil/
walrus	morsa	/gualrrus/
wolf	lobo	/guolf/
moose	alce	/mus/
fox	zorro	



Animals from the desert / Animales del desierto

Inglés	Español	Pronunciación
coyote	coyote	/cayati/
lizard	lagartija	
owl	lechuza	/aul/
scorpion	alacrán	
snake	serpiente	/sneik/
tortoise	tortuga terrestre	/tortis/

Canada has **bears and deer** in its forests.

Alaska (United States) has **polar bears** and **wolves** in its polar lands.

Mexico has **royal butterflies and squirrels** in its forests and **jaguars** in its jungles.

Brazil has **monkeys and capybaras** in its jungles.

Argentina has **penguins and seals** in its polar lands.

Chile has **scorpions, owls and foxes** in its deserts.



NOTA: LOS ENUNCIADOS PUEDEN VARIAR YA QUE FUERON EL RESULTADO DEL EJERCICIO DE PENSAMIENTO Y ANÁLISIS DE CADA GRUPO E INCLUSO DE CADA NIÑO, EN ALGUNOS CASOS. AL FINAL ILUSTRARON ALGUNA DE LAS IDEAS.

### Flags of North America



Canada



United states



Mexico

### Flags of Central America and the Caribbean



Guatemala



Belize



Nicaragua



Jamaica



Panama



Cuba



Puerto Rico



Costa Rica



Dominican Republic



Honduras



El Salvador



Haiti

### Flags of South America





Uruguay



Chile



Argentina

Paraguay



Colombia



Bolivia

Peru



Venezuela



Brazil



Ecuador

Mexico's flag is green, white and red with a central emblem.

Canada's flag is red and white with a maple leaf.

Cuba's flag is red, with white and blue stripes and a white star.

Venezuela's flag is yellow, blue and red with eight stars.

Argentina's flag is blue and white with a yellow sun.

NOTA: LAS DESCRIPCIONES PUEDEN VARIAR YA QUE CADA NIÑO OBTUVO CINCO BANDERAS DIFERENTES.

## PROJECT: FLASHCARD WITH GEOGRAPHICAL INFORMATION

*Questions to guide your project*

*Who are you?*

*Where are you from?*

*What nationality are you?*

*What language do you speak?*

*Flag*

*Flora*

*Fauna*



**I am Mateo**

**I am from Peru**

**I am Peruvian**

**I speak Spanish**

**Peru's flag is red and white.**

**Peru has forests and jungles with trees.**



**Peru has llamas in its forests and mountains.**

**NOTA: CADA PROYECTO SERÁ ÚNICO YA QUE ES EL RESULTADO DEL EJERCICIO DE CREACIÓN, ANÁLISIS Y MEMORIZACIÓN DE LA INFORMACIÓN QUE CADA NIÑO POSEE Y ES CAPAZ DE TRABAJAR DE FORMA AUTÓNOMA CON APOYO DE PREGUNTAS GUÍA.**

## Unit 6

### Búsqueda y selección de información

#### Asking questions about natural products.



### Fruits / Frutas

Inglés	Español	Pronunciación
apple	manzana	/apol/
avocado	aguacate	/avokeido/
banana	plátano	
blueberries	moras	/bluberris/
cherries	cerezas	
coconut	coco	
coffee beans	café	/cofi bins/
cranberry	arándano	/cranberri/
grapes	uvas	/greips/
kiwi	kiwi	
lemon	limon	
mango	mango	/mangou/
melon	melon	/mélon/
orange	naranja	/orinch/
papaya	papaya	/papaia/
peach	durazno	/pich/
peanut	cacahuete	/pinat/
pear	pera	/pir/
pineapple	piña	/painapol/
strawberry	fresa	/stroberri/
tamarind	tamarindo	/tamarind/
watermelon	sandía	/guarermelon/

### Vegetables (veggies) / verduras

Inglés	Español	Pronunciación
asparagus	espárragos	/asparragas/
broccoli	broccoli	/bracali/
cabbage	col	cabidg
carrot	zanahoria	
cauliflower	coliflor	/coliflauer/
celery	apio	/seleri/
chamomile	manzanilla	/camomil/
chili	chile	/chili/
cinnamon	canela	/sinaman/
cob	mazorca	/cab/
coriander	cilantro	/coriandar/
corn	maíz	
cucumber	pepino	/kiucumber/
eggplant	berenjena	/ejplant/
leek	poro	/lik/

lettuce	lechuga	/letus/
melon	melón	
mint	menta	/ment/
mushroom	champiñón	/mashrram/
onion	cebolla	/anion/
peas	chicharos	/pis/
pepper	pimiento	
potato	papa	/pateito/
pumpkin	calabaza	/pampkin/
pumpkin flower	flor de calabaza	/pumpkin flauer/
radish	rábano	
spinach	espinaca	/spinich/
sugar cane	caña	/shugar kein/
tomato	jitomate	/tameito/
zucchini	calabaza	/sukini/

#### Animal products / Productos de origen animal

Inglés	Español	Pronunciación
butter	mantequilla	/bater/
cheese	queso	/chis/
chicken	pollo	
cream	crema	/crim/
eggs	huevos	
fish	pescado	
honey	miel	/jani/
meat/beef	carne de vaca	/mit/bif/
milk	leche	
yogurt	yogurt	

**What is it? / What are they?**

**What color is it? / What color are they?**



**It is an apple.**

**The apple is red**



**It is an onion.**

**The onion is white**






**It is a carrot.**

**The carrot is orange**




**It is an avocado.**

**The avocado is green**



**It is a banana.**

**The banana is yellow**



**It is a tomato.**

**The tomato is red**



**It is a pear.**

**The pear is green**



**It is an**

**cob.**

**The cob is yellow**



**They are strawberries.**

**The strawberries are red**



**They are grapes.**

**The grapes are purple**

**The grapes are green**

NOTA: LAS IMÁGENES Y ENUNCIADOS PUEDEN VARIAR YA QUE CADA NIÑO SELECCIONA AQUELLAS IMÁGENES CON LAS QUE DESEA TRABAJAR Y POR LO TANTO LOS ENUNCIADOS SE RELACIONAN CON LA IMAGEN.

**What size is it?/ What size are they?**

**tiny**



**small**



**medium size**



**big / large**



tiny	small
<p>Lentils are tiny.</p> <p>Rice is tiny.</p> <p>The almond is tiny.</p> <p>The blueberry is tiny.</p> <p>The raspberry is tiny.</p>	<p>Strawberries are small.</p> <p>The apricot is small.</p> <p>The guava is small.</p> <p>The chili is small.</p> <p>Garlics are small</p>
medium size	big / large
<p>The apple is medium size.</p> <p>The banana is medium size</p> <p>The pear is medium size.</p> <p>The potatoes are medium size</p> <p>Asparagus are medium size</p>	<p>Melons are big.</p> <p>The papaya is large</p> <p>The watermelon is big.</p> <p>The pineapple is large</p> <p>Celery is large.</p>

## Light vs Heavy

The Jamaica flower IS LIGHT

The raisin is light

The watermelon is heavy

A leaf of lettuce is light

The banana bunch is very heavy.

